

Order Tracking & History

www.briggshealthcare.com

April, 2020

Order History and Tracking

- To track the progress of an order that you have placed, click on the arrow next to your name on the upper right side of the screen, and then direct the mouse over “Purchases”, and click “Purchases History”.



[Request a Quote](#) [Quick Order](#) [Welcome Web Test Account 2](#) ▾



[Account Overview](#)

[Sign Out](#)

PURCHASES

[PURCHASES HISTORY](#)
[RETURNS](#)
[REORDER ITEMS](#)
[QUOTES](#)

WISHLIST

[ALL MY LISTS](#)
[MY LIST \(1\)](#)

BILLING

[ACCOUNT BALANCE](#)
[INVOICES](#)
[TRANSACTION HISTORY](#)
[PRINT A STATEMENT](#)

SETTINGS

[PROFILE INFORMATION](#)
[EMAIL PREFERENCES](#)
[ADDRESS BOOK](#)
[CREDIT CARDS](#)
[UPDATE YOUR PASSWORD](#)

CASES

[SUPPORT CASES](#)
[SUBMIT NEW CASE](#)

Order Tracking

- When you enter the Purchase History, you will be able to view the status of your orders as well as the tracking number for the shipment if it has already been shipped out.

Purchase History

Open All

From to

Sort By Date

- Status

- Tracking Number

Purchase No.	Date	Amount	Status	Track Items
SB107974	9/25/2018	\$337.22	Cancelled	N/A
SB107973	9/25/2018	\$355.39	Cancelled	N/A
SB91626	8/8/2018	\$14.95	Cancelled	N/A
SB91382	8/7/2018	\$334.64	Billed	UPS 1Z5308600392082868
SB91374	8/7/2018	\$71.89	Billed	TRACK
SB91354	8/7/2018	\$75.39	Billed	PACKAGES UPS 1Z5308600393300478

Order History

- To view items in a past order, you can click on the order number from the Purchase History screen to bring up all of the items that were ordered.

Online Purchase SB91382

\$334.64

Date: 8/7/2018

Status: Billed

SHIPPED TO WEB TEST ACCOUNT 2

SUMMARY

SHIPPED ON: 8/7/2018

TRACK PACKAGE: UPS 1Z53086003920828..

SUBTOTAL \$334.64

DELIVERY METHOD: UPS® GROUND

Tax Total \$0.00

TOTAL \$334.64



Nurses Notes 484
\$27.50

SKU: 484/2-RF
Style: Reinforced Edge
Quantity: 2
Total Amount: \$55.00

REORDER



Mosby's 2019 Nursing Drug Reference, 32nd Edition
\$45.00

REORDER ALL ITEMS

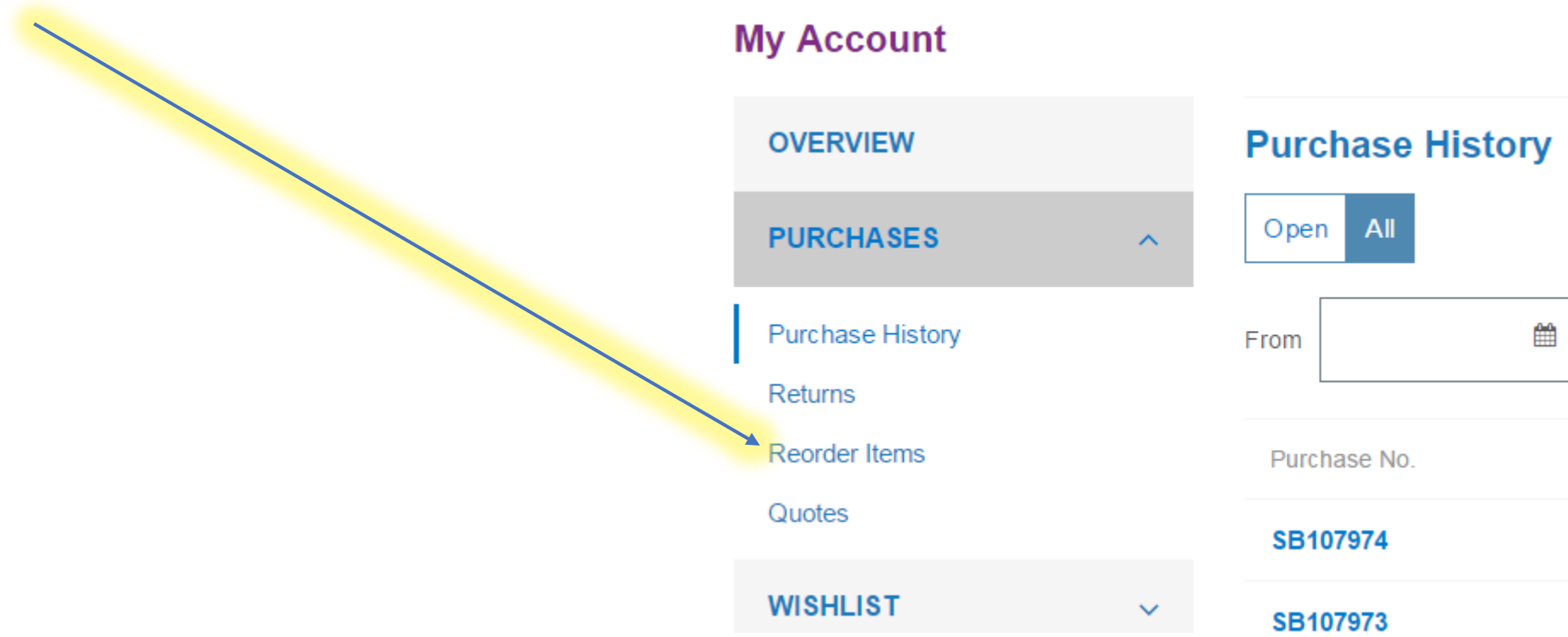
DOWNLOAD PDF

REQUEST A RETURN

VIEW INVOICE

How To Reorder Items From History

- If you have items that are ordered often, you can reorder from the history as well. Click “Reorder Items” on the left side of the screen under “Purchases”



How To Reorder Items From History

- Select the time period to find items that were ordered in the past using the drop down box

Reorder Items

Show last 15 days



By Frequently Purchased





How To Reorder Items From History

- After selecting the time period, you should see all items ordered within that time.
- Add to your shopping cart by clicking “Add To Cart” next to the desired item.

Reorder Items

Show last 180 days By Frequently I

	<p>Nurses Notes 484 \$14.10</p> <p>SKU: 484/2 Style: Standard</p> <p>Quantity: 1</p> <p>Quantity discounts available <input type="checkbox"/></p> <p>Last purchased on 9/25/2018</p>	ADD TO CART
	<p>Progress Notes 485 \$26.90</p>	ADD TO CART