

Improved Site Navigation & Search

www.briggshealthcare.com

April, 2020

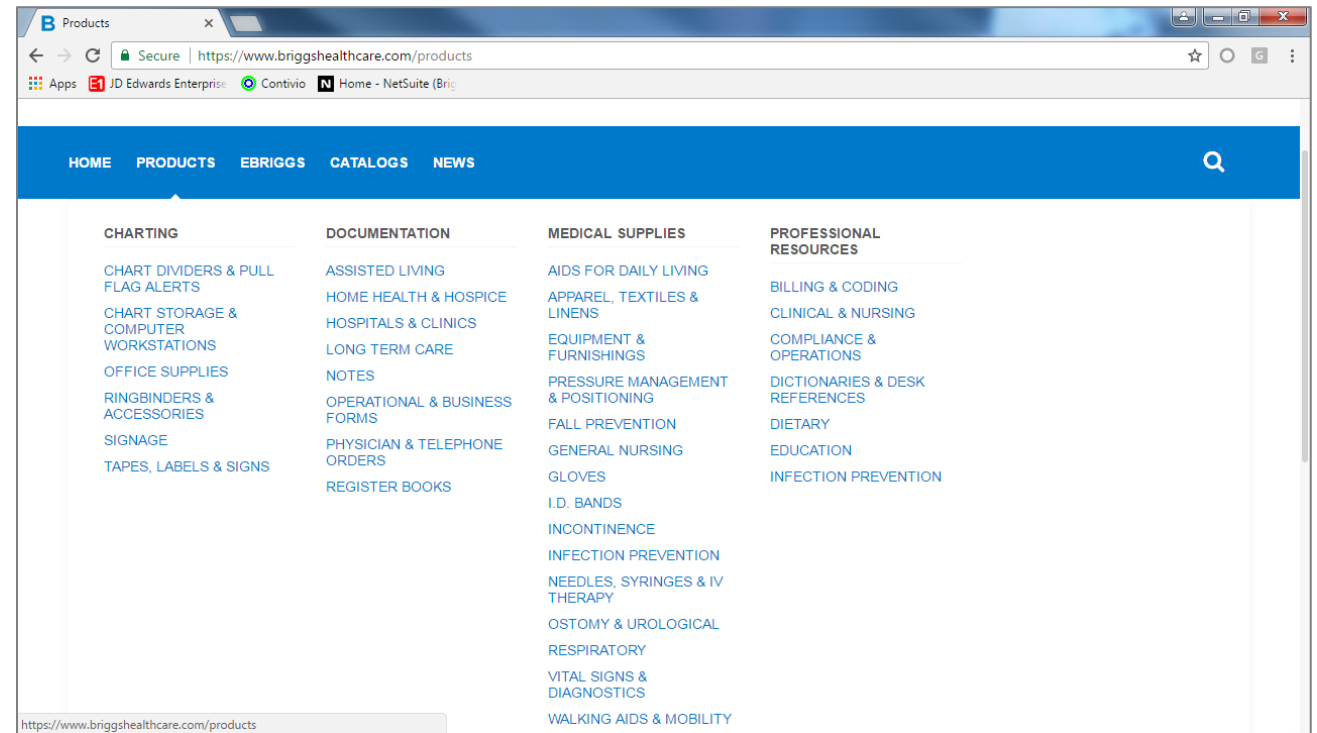
Site Navigation

- To Navigate to specific product categories, go to the blue menu bar at the top of the screen.
- From here, you can navigate to Home, Products, Closeout, Catalogs, or News



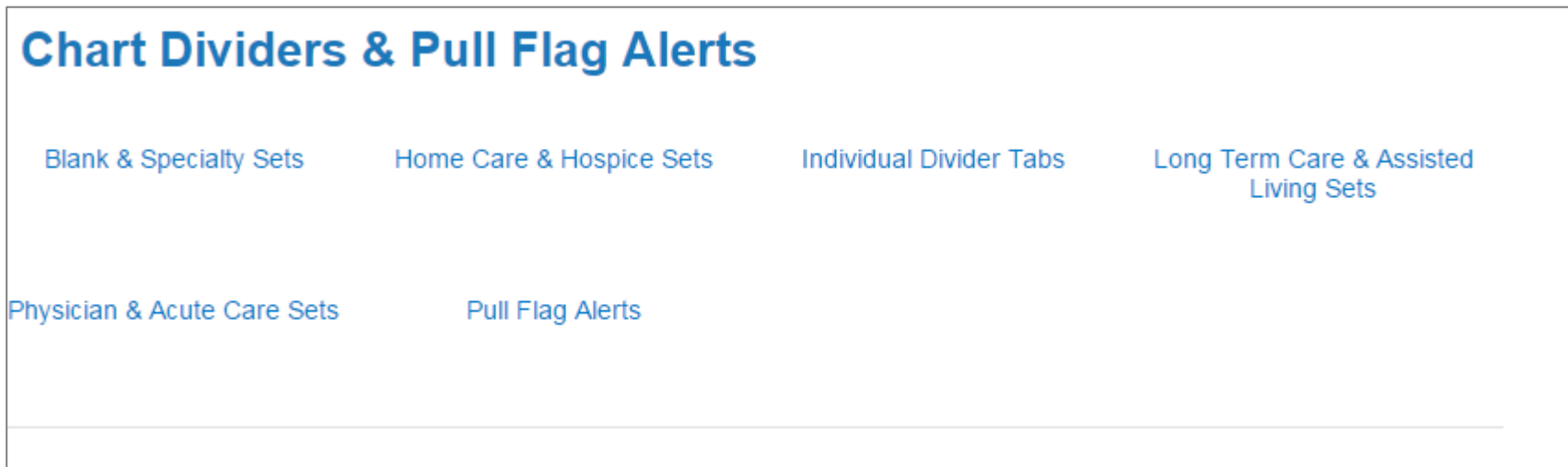
Navigation: Product Categories

- To find a specific product category, move the mouse over “Products”
- You will then see the product categories and sub-categories. Select the category or sub-category you would like to search for by clicking on it.



Navigation: Selecting a Product

- Once you have selected a product category, you will see the sub-categories or items that are listed under your selection. Here is an example of what you would see when navigating from Products > Charting > Chart Dividers & Pull Flag Alerts.
- Click into the product sub-category you are looking for.



Navigation: Selecting a Product

- After selecting a category, you will either see the available products or be prompted to fine-tune your selection.
- Here is an example of fine-tuning for “Long Term Care & Assisted Living Sets” which was selected from: Products > Charting > Chart Dividers & Pull Flag Alerts > Long Term Care & Assisted Living Sets

Long Term Care & Assisted Living Sets

Bottom Tab

Side Tab

- Select either Bottom Tab, or Side Tab to see product results

Navigation: Selecting a Product

- Once you have selected Bottom or Side Tabs, you will see all of the products related to your navigation. In the case of Long Term Care & Assisted Living Sets, with Side Tab as the selection, you will see 16 different products:

Long Term Care & Assisted Living Sets

Bottom Tab

Side Tab

^ **Side Tab**

16 Products

Show 24 products per page ▾

Sort by relevance ▾



Narrow By



- You can narrow your search by price, or by alphabetic order if necessary.

Navigation: Closeout, Catalogs, and News

- To navigate to **Closeout**, simply move the mouse to “Closeout” and you will see the sub-categories which include: Charting, Documentation, and Professional Resources
- Click into any of those sub-categories to view all of the closeout items for that category.
- **Closeout** items will change and sell out, so you will find different product selections at different times in the closeout category.

Navigation: Closeout, Catalogs, and News

- Click on the category “Catalogs” to navigate to the many product catalogs that are available electronically:

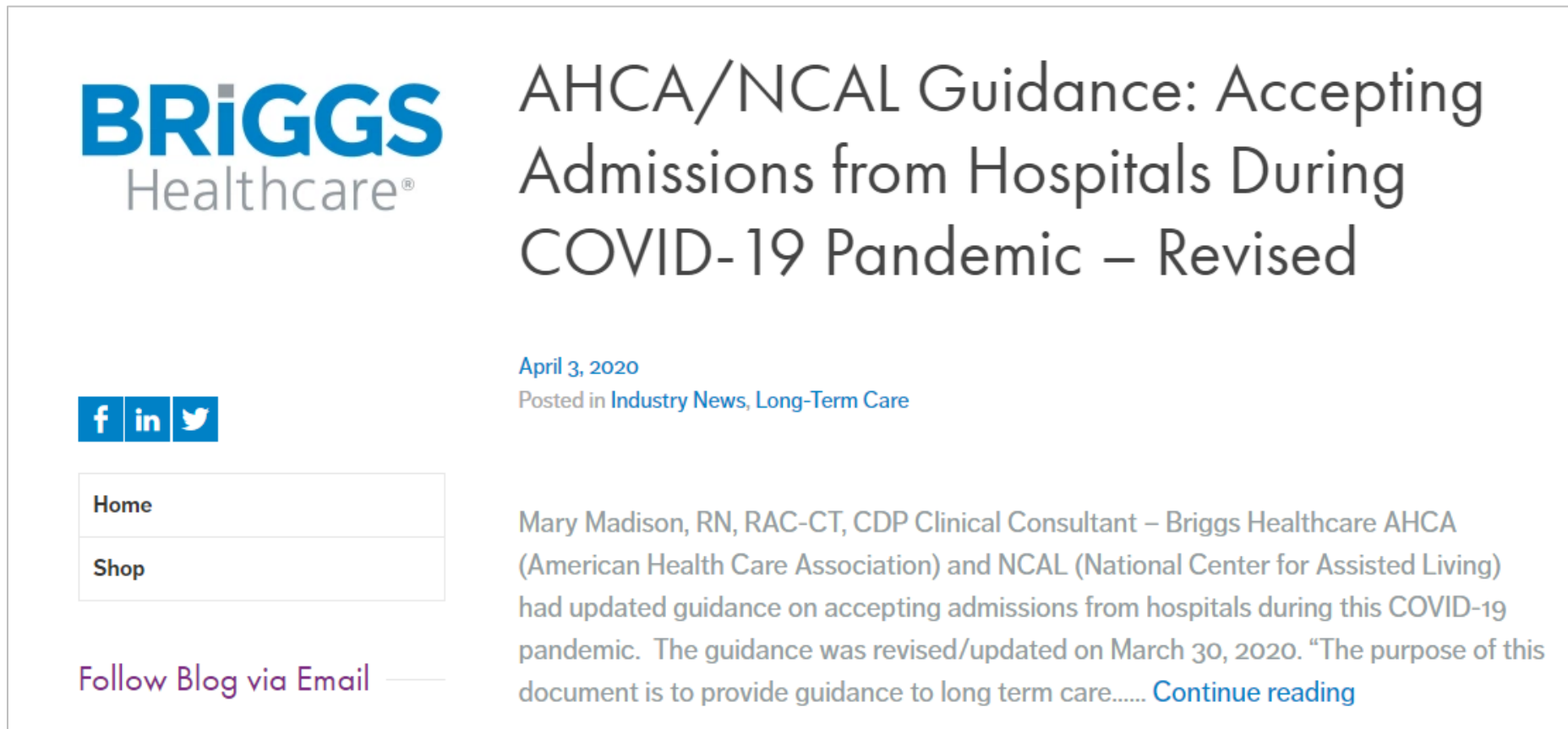
BRIGGS HEALTHCARE® CATALOGS & BROCHURES
(Click any to view & print)



The screenshot displays two catalog covers side-by-side. The left cover is titled "2020 Patient Education Catalog" and features a collage of various brochures with titles such as "DIABETES", "DISCHARGE PLANNING", "CHRONIC OBSTRUCTIVE PULMONARY DISEASE", "ARTHRITIS", "TOTAL KNEE JOINT REPLACEMENT", and "HEART FAILURE". The right cover is titled "2020 Infection Prevention & Control Resources Catalog" and includes a photograph of an elderly man coughing into a tissue. Text on the right cover states: "F880 Infection Prevention and Control - is the #1 deficiency cited in long-term care facilities." Both covers include the Briggs Healthcare logo and a circular badge that reads "HEALTHCARE'S TRUSTED PARTNER for more than 70 years!"

Navigation: Closeout, Catalogs, and News

- Click on “News” to navigate to the Briggs News Blog.



BRIGGS
Healthcare®

[f](#) [in](#) [t](#)

Home

Shop

Follow Blog via Email _____

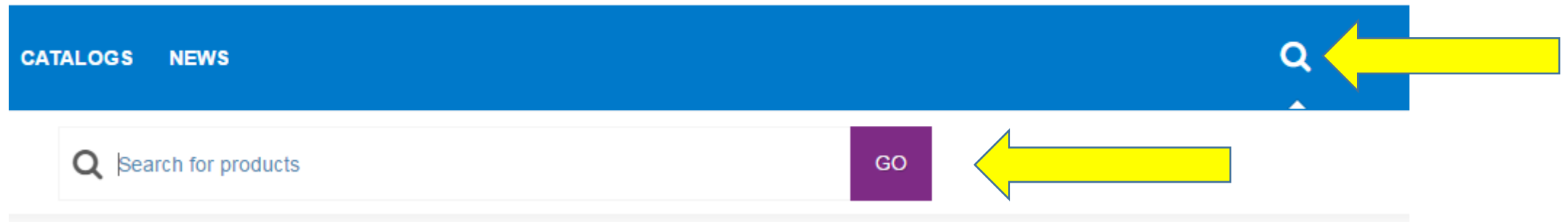
AHCA/NCAL Guidance: Accepting Admissions from Hospitals During COVID-19 Pandemic – Revised

April 3, 2020
Posted in [Industry News](#), [Long-Term Care](#)

Mary Madison, RN, RAC-CT, CDP Clinical Consultant – Briggs Healthcare AHCA (American Health Care Association) and NCAL (National Center for Assisted Living) had updated guidance on accepting admissions from hospitals during this COVID-19 pandemic. The guidance was revised/updated on March 30, 2020. “The purpose of this document is to provide guidance to long term care..... [Continue reading](#)

Search Function

- If you want to search by product name or item number, you can use the search function.
- Start by clicking on the magnifying glass on the upper right side of the screen:



- Once you have clicked the magnifying glass, the search bar will appear.

Search Function

- Type the item number or short description of the product you are looking for into the search bar, and click “Go”



A search bar with a magnifying glass icon on the left, the text "Nurses Notes" in the center, a clear button (an 'x' in a circle) on the right, and a purple "GO" button on the far right.

or



A search bar with a magnifying glass icon on the left, the text "484/2" in the center, a clear button (an 'x' in a circle) on the right, and a purple "GO" button on the far right.

Search Function

- Once you have clicked “Go”, your search results will be displayed and then you can click into the product for more information on that selected product.

The screenshot shows a search results page. At the top, there is a search bar with the text "1 Result for 484/2". To the right of the search bar are two dropdown menus: "Show 24 products per page" and "Sort by relevance". Below the search bar, there is a horizontal line. Underneath the line, there is a product listing for "Nurses Notes 484". The product image is a notebook with a grid pattern and the text "NURSE'S NOTES" at the top. A blue arrow points to the price "\$27.50" on the left side of the product image. Below the product image, the text "Nurses Notes 484" is displayed, followed by a five-star rating.

1 Result for 484/2

Show 24 products per page ▾

Sort by relevance ▾

^

\$27.50

Nurses Notes 484

★★★★★

How To View a Sample Form

- To view a sample of a form, click into the form you want to view. In this example, we are using item# 484/2, Nurses Notes

The screenshot displays a product page for 'Nurses Notes 484'. On the left, a sample form is shown with the title 'NURSE'S NOTES'. The form includes fields for 'Name', 'Doctor', and 'Room No.' at the top. Below these is a table with three columns: 'Date and Time', 'Nurse's Name', and a large blank area for notes. The table has a header row and several empty rows below. A watermark 'BriggsCorp.com' is visible across the bottom of the form.

Nurses Notes 484

★ ★ ★ ★ ★ No Reviews yet

\$14.10 to \$27.50

Quantity discounts available ▾

SKU: Nurses Notes 484

Style :

Reinforced Edge **Standard**

Other Navigation

- At the bottom of the screen, you will find other site navigations for the website. If you need to know the shipping & return policy, how to contact us, terms and conditions, etc.
- Simply click on any of these navigation tools to direct you to that part of the site.

